

Role of academic and environmental determinants in student's elective Subject Decisions

¹Manisha Pawar, ²Babasaheb Patil, ³Jagadish Patil

¹P Bharati Vidyapeeth (Deemed to be University), Pune, Institute of Management and Rural Development Administration, Sangli, mjs.imrda@gmail.com

²Bharati Vidyapeeth (Deemed to be University), Pune, Institute of Management and Rural Development Administration, Sangli, bob_patil@rediffmail.com

³Bharati Vidyapeeth (Deemed to be University), Pune, Institute of Management and Rural Development Administration, Sangli, jagadish.patil@bharativedyapeeth.edu

Abstract

Rural is the most opted sector in all the economic activities today as it has proved its wide potential and so are the rural students. This study will focus on decision making process of students with reference to the selection mechanism opted by the students and consequent satisfaction about their decisions. On the other hand top institutions employ data in the form of analytics to not only measure student's habits, but also to provide the educators with measurable data. Analyzing the voluminous data at an instant of time in memory to take right decisions is great challenge. To avoid such situations the basic need is to study sentiments while taking decisions. This has given rise a thirst for carrying out the study to determine which particular factors have impact on rural students total performance in form of Cumulative Grade Point Average System. For impact and relationship analysis, comparison is a better measure because it takes into account how close the values are related. The approach uses study comparative analysis and relation to decide approximation for Opinion, suggested user action decisions can be improved. Thus, this analysis will provide deep inside towards the thinking pattern of rural students in opting elective subjects. The determinants with strong impact can be determined in advance to facilitate proper decision making about their subject electives and for further consistent performance.

Keywords: Analytics, Cumulative Grade Point Average, Elective Decisions, Rural Students.

1. Introduction

Grading System for Programmes under Faculty of Management Studies

1.1. Grade Points: Most of Universities have suggested the use of a 10-point grading system for evaluation usually designed by its various members Board of Studies.

1.2. Semester Grade Point Average (SGPA) and Cumulative Grade Point Average (CGPA):

At the end of each term, SGPA is calculated as the weighted average of all GPI of courses in the current semester in which the student has

passed, the weights being the credit values of respective courses. Similarly, at the end of each semester, CGPA is calculated as the weighted average of all GPI of all courses in which the student has passed up to the current semester.

2. LITERATURE REVIEW

2.1 According to Cumhuriyet Erdem, İsmail Şentürk and CemKaan Arslan, the probability of getting a higher CGPA for students who graduate from science and anatolian high schools is higher than the students who graduate from the standard high schools. The parallelism of the field of the

study and students' interest increase the probability of getting a higher CGPA. One of the interesting findings of the study is that an increase on the educational level of mother and father reduces the probability of getting a higher CGPA which contradicts the study of Stricker and Rock (1995).

2.2 The study of factors affecting students 'performance' by Muhammad Daniyal, Tahir Nawaz, Muhammad Alim and Ali Hasan found the eight factors that can influence the student's performance which are family income, father education, mother education, size of family, motivation of parents, involvement in co-curricular activities, regularity of teachers and interest in the subject developed by concerned teacher. The performance of the student was evaluated as CGPA.

3. STATEMENT OF THE PROBLEM

There is relationship between student preferences, selection of core group and total performance of the student.

4. OBJECTIVES

1. To study determinants in student's elective subject decisions under Choice based CGPA System.
2. To study students preferences in evaluation system.
3. To find out relationship between core group of subject with total performance of student.

5. SCOPE

5. i) Only Academic and environmental factors are considered for study.
5. ii) Only one PG course with limited sample size of 100 and in particular Sangli city, in November 2021-22 are considered in Sample Data.

5. iii) Only Grading System of Evaluation based study

6. RESEARCH METHODOLOGY

6. i) Null Hypothesis

H_0 = All students are satisfied with new CGPA evaluation system.

H_a = Few Students are not satisfied with new CGPA evaluation System.

6. ii) Data Collection

- The data for this study were collected by surveying 103 students who were studying in MCA and MBA at Sangli city, in November 2021-22. The grade point averages of students were obtained from the college office.

- The questions were qualitative in nature and asked students to discuss their experiences with any previous courses take.

- The questions included in survey were all based on their experience towards the current course and faculty.

- Awareness and satisfaction are major factors to focus as independent decision is taken.

- Questionnaire also demands for suggestions to get feedback and identify the expectations for improvement in decision.

- Few questions are framed to know how the decision is changed the attitude towards their subject.

- Data collected with focus on technical courses in terms of student's personal perception of difficulty, interest in the subject, and real life applicability of the material to be studied.

- The data collected is analyzed and comparative analysis performed.

6. iii) Analysis

Most of the students are not aware with the CGPA System.

Table No.1

Particulars	Yes	No	Don't Know
CGPA Awareness	86%	6%	8%
Satisfied with CGPA Evaluation Criteria	74%	11%	16%
Preference to CGPA System	89%	11%	0%
Only Theory Knowledge is Sufficient	16%	84%	0%
Subject awareness by subject experts	89%	11%	0%
Satisfaction with existing option	74%	26%	0%

Source: Primary data

Table No. 1 shows that, 86% of total respondents are aware with CGPA System of evaluation, 8% have not clearly understood and 6% are not aware with CGPA System. 74% of respondents are satisfied with CGPA System of evaluation they are going through, 11% are unsatisfied whereas 16% of respondents are not clear to themselves about satisfaction.

About 89% respondents would like to prefer CGPA system for evaluation than percentage system or any other evaluation system, while remaining 11% respondents would like to prefer percentage system.

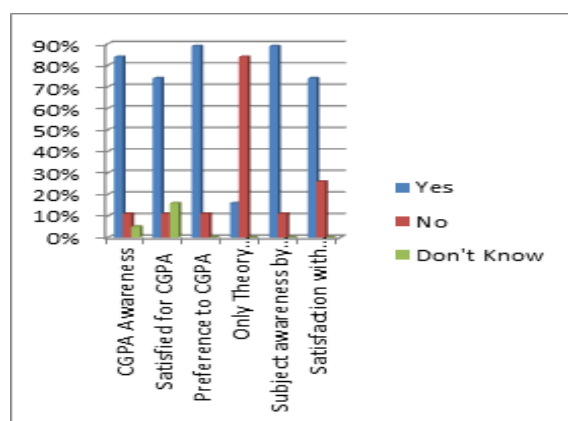


Figure No. 1

As shown in figure no.1, few students who are not aware with CGPA, are not satisfied with this system and few students response is they don't know clearly about their awareness. Most of the respondents that are 84% of respondents think that, only theory is not sufficient for any elective subject, so it should have real life practical implementation scenario also.

Table no.1 also shows that before opting for elective group of subject, subject experts should make aware them with the subject contents with brief seminar or session for guidance purpose so as to understand the aim and use of every group

structure. 74% of are satisfied with the number of options available in form of elective groups. Remaining 26% of respondents are not satisfied and so they think more different number of elective groups should be provided. The researchers would like to focus these 26% with their decision factors so as to improve the decision quality in future.

After completion of course content of elective respondents thinks that they had taken right decision and so they are satisfied. Remaining 26% of students are not satisfied for the decision they had taken for elective group. The researchers would like to focus these 26% with their decision factors so as to improve the decision quality in future.

CGPA Awareness

Table No.2

Response	No. of Respondents	Percentage
Don't Know	8	8%
No	6	6%
Yes	89	86%
Grand Total	103	100%

Table No.2 represents the details of CGPA Awareness percentage among total respondents, which is also depicted in figure no.2.

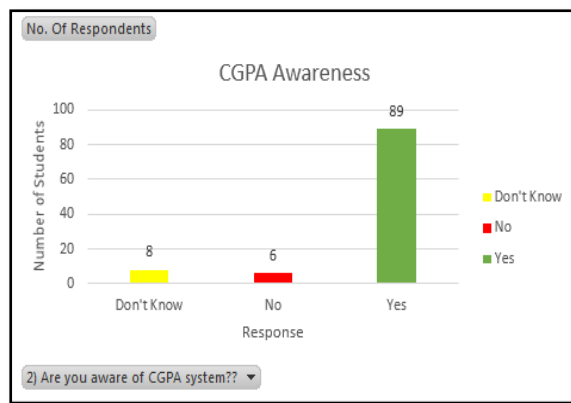


Figure No. 2

As represented in figure no.2, 89 out of 103 students are clearly aware to CGPA System. 6 students are not aware with the CGPA. And 8 students are not sure about their awareness.

Determinants While Opting Elective Subject

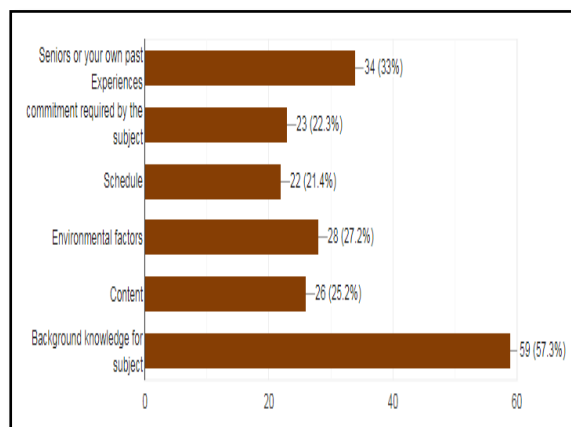


Figure No. 3- Determinants while opting elective subject

The figure no. 3 shows that 57% of the students opts their elective based on background knowledge of the subject. 33% of the students also selects second major determinant is seniors or student's own past experience. 26% of students opted all other factors as commitment required by the subject, schedule, environmental factors and contents of the subject.

Students Satisfied with Number of Options for Elective Subjects:

As shown in figure no.3, from respondents around 80% students are satisfied with the number of options available and 10% students are not satisfied with the number of options

available and 10% students are not sure about their satisfaction.

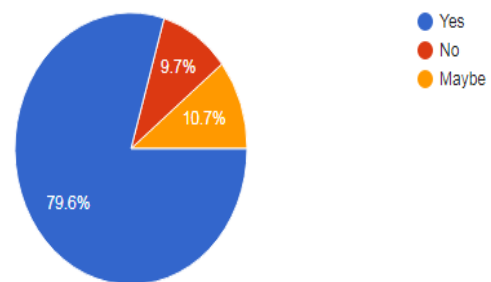


Figure No. 3- Students satisfied with number of options for elective subjects

This means majority of students are satisfied with the options available.

Reasons behind Opting Elective Subject

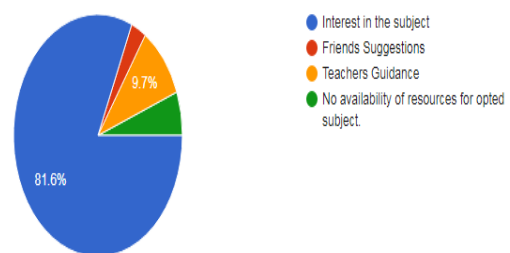


Figure No.4- Reasons behind opting elective subject

Rather than friends suggestions and non-availability of resources main reason behind decisions are based on Interest in the subject and second reason is teacher's guidance as depicted in figure no.4.

Looking for Internship Projects Related to your Elective Group

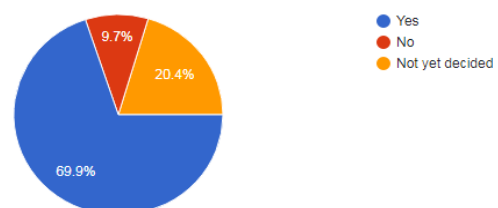


Figure No. 5- Internship projects related to your elective group

The figure No. 5 shows that, around 70% students are interested in their elective related internship projects. Surprisingly 10% students are not interested in their elective related internship projects whereas 20% of the students have yet not decided about their internship projects.

Satisfied with CGPA evaluation criteria

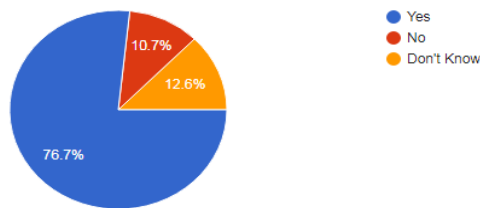


Figure No. 6- Satisfied CGPA Evaluation Criteria

The Figure no. 6 shows that 77% students are satisfied with CGPA evaluation criteria, 11 % students are not satisfied and again 12% students are not sure about their satisfaction with evaluation system.

Evaluation Preference-

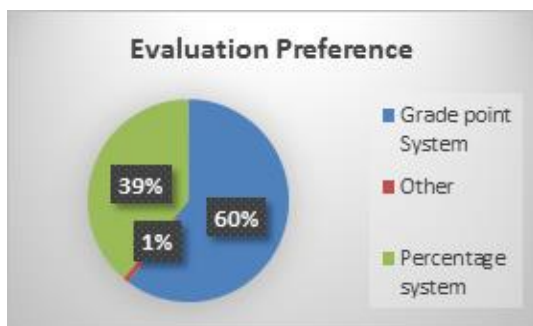


Figure No.7- Evaluation Preference

The figure no.7 shows that 60% students prefer Grade Point System whereas 39 % students preferred percentage system, more interestingly 1% said any other evaluation preference.

7. CONCLUSION

In this paper, the researcher has focused to study determinants in student's elective subject decisions under Choice based CGPA System on different aspects and parameters influencing elective decision of students which are diverting

them from their desires in CGPA environment. Awareness Constraints and resource availability are found major determinants while opting elective.

Most of the students are satisfied with their elective decision but they think only theory knowledge is not sufficient and practical knowledge should have improved and main concern of teaching and learning.

Those who are not satisfied with available options need to be focused to so as there is scope for the quality improvement in elective decision.

Apart from personal or family factors social structure, system set, regularity and level of knowledge and interest shown by teachers, practical focus and depth, insight pre requisite for technical subjects are major determinants found by observation and questionnaire based information collected.

In future research, the researcher would like to study relation between core and non-core subjects and their role of this relation in elective decision.

References

- [1] Muhammad Daniyal, Tahir Nawaz, Muhammad Alim and Ali Hasan(2011), "The Factors Affecting The Students' Performance: A Case Study Of Islamia University Of Bahawalpur, Pakistan", African Journal of Education and Technology Volume 1 Number 2 (2011), pp. 45- 51
- [2] CumhurErdem, İsmail Şentürk and CemKaanArslan, "Factors Affecting Grade Point Average of University Students", the Empirical Economics Letters, 6(5): (September 2007) ISSN 1681 8997
- [3] K. Eva, K. Vendula (2017), "Students' Choice Of Elective Subjects ", Journal of Competitiveness, Vol. 9, Issue 4, pp. 40 - 49, December 2017 ISSN 1804-171X (Print), ISSN 1804-1728 (On-line), DOI: 10.7441/joc.2017.04.03
- [4] Koksalmis, Gulsah. (2019). "Factors Affecting Selection of Elective Courses: The Use of Multi-Criteria Decision Making Model". Journal of Business

- Administration Research. 1.
10.30564/jbar.v1i1.205.
- [5] CBCS Syllabus Design Reports
- [6] <http://idak.gop.edu.tr/isenturk/calismalar/gpa.pdf>
- [7] http://www.academia.edu/4729029/THE_FACTORS_AFFECTING_THE_STUDENTS_PERFORMANCE
- [8] Grading System - Interoffice Circular
- [9] CGPA based sample Marksheet Copy.